

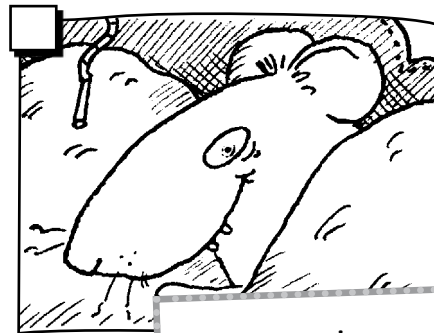





The Christmas Mouse

Worksheet 1


Name: _____ Class: _____

Complete the sentences and number the pictures.



Name: _____ Class: _____

Complete the crossword.



1		2			3		
---	--	---	--	--	---	--	--

4				
---	--	--	--	--

5			6



7



8								
---	--	--	--	--	--	--	--	--



Across

- 1 There are lots of _____ under the Christmas tree.
- 4 What colour are the cat's eyes? _____.
- 5 Harry has two small eyes and a long _____.
- 8 Harry looks through the window and sees lots of _____.

Down

- 2 The night before Christmas is Christmas _____.
- 3 Harry eats _____ for his Christmas dinner.
- 6 The Christmas tree is in the _____ room.
- 7 What's the weather like? _____.

Name: _____ Class: _____

1 Complete the speech bubbles.

1

2

3

4

5

I'm cold

I'm warm

I'm hungry

I'm scared

I'm excited

2 Circle the correct word.

1 Harry lives on a farm in England / France.

2 The farmer has a big ginger / grey cat.

3 There's no food for Harry in the spring / winter.

4 The door / window of the farmer's house is open.

Before you read

Play *Christmas Pictionary*. Show the class the cover of the book and ask when the story is set. Choose a volunteer to tell you *It's Christmas*. On the board, start to draw a Christmas present. Choose volunteers to guess what it is. Whoever guesses correctly takes the next turn and begins drawing a Christmas item. Here are some suggestions: *Christmas tree, reindeer, Christmas pudding, candle, Santa Clause, sleigh*.

While you read

Choose a volunteer to read the question on page 3: *Can you help Harry escape from the wood pile?* Get the children to draw Harry's path out of the maze. Stop at the end of the odd numbered pages and ask the questions. Get the children to find the answers and check with the whole class.

Answers

- Page 5: Happy Christmas
Page 7: Tiger
Page 9: A ball, a tennis racket, a teddy bear, a guitar, an animal on wheels
Page 11: 6
Page 13: He's coming down the chimney.
Page 15: 11

After you read

Retell the story with mistakes. Tell the class you are going to tell them the story again and ask them to listen carefully. Say: *It's Christmas Eve. It's raining...* Encourage the children to correct the mistake (snowing). Continue, making similar mistakes throughout the story.

Using the worksheets

Worksheet 1

Complete the sentences and number the pictures.

Read out the first incomplete sentence and choose a volunteer to say the missing word: *farmer*. Ask the class to complete the sentences referring to the story if necessary. Then point out that the pictures and sentences are not in the correct order. Tell the children to use the little squares to number the pictures in the order they appear in the story.

Worksheet 2

Complete the crossword.

Ask the children to look at the pictures around the page and tell you their names. Help them if necessary. Teach the words for *Christmas cracker* and *mince pies* and explain what they are (you pull it between two people, it makes a noise and a toy, paper hat and joke fall out; traditional pies filled with sultanas and raisins).

Tell them to look at the clues to the crossword and tell the children that the missing words should be entered in the puzzle. Put the children into pairs and ask them to complete the crossword together. Check with the class as a whole.

Worksheet 3

1 Complete the speech bubbles.

Draw a big speech bubble on the board and write *I'm _____* inside it. Stand so that it looks to the class as if the speech bubble is coming out of your mouth and mime a few simple emotions: *happy, sad*, etc. Ask the class to tell you what you are feeling and write it in the bubble each time. Then ask them to look at the pictures of Harry and complete the speech bubbles.

2 Circle the correct word.

Choose a volunteer to read the first sentence and point out that they have to choose the correct option and circle it. When the children have finished the exercise, get them to check their answers with a partner.

Extension

Ask the class: *What did Harry get for Christmas?* They could answer: *a cage*, or *nuts*. Tell the class about the tradition of writing letters to Santa Claus and invite volunteers to say if they have a similar tradition in their country. Tell the class that you want them to imagine that they are an animal and imagine what they would want for Christmas. Get them to write a letter to Santa Claus. Display the letters around the class and encourage them to read each others' letters.

Answers

Worksheet 1

Complete the sentences and number the pictures.

- 3 Harry goes inside the farmer's house.
- 6 Harry runs to the Christmas tree.
- 9 The little girl gives Harry a cage.
- 4 Harry makes a nest in a boot.
- 1 Harry runs to the farmer's house.
- 7 Harry climbs inside a present.
- 2 Harry looks at the Christmas tree.
- 5 The cat sees Harry.
- 8 The little girl finds Harry.

Worksheet 2

Complete the crossword.

Across

- 1 presents
- 4 green
- 5 tail
- 8 decorations

Down

- 2 Eve
- 3 nuts
- 6 living
- 7 snowy

Worksheet 3

1 Complete the speech bubbles.

- 1 I'm hungry.
- 2 I'm warm.
- 3 I'm excited.
- 4 I'm cold.
- 5 I'm scared.

2 Circle the correct word.

- 1 England
- 2 ginger
- 3 winter
- 4 door