


Name: \_\_\_\_\_ Class: \_\_\_\_\_

Read and complete the sentences.



**1** Star looks through a telescope and sees the \_\_\_\_\_.



**4** The old man meets Star on the \_\_\_\_\_.



**2** The people on the island give Avril a special \_\_\_\_\_.



**5** Jenny works in the \_\_\_\_\_. Her surname is \_\_\_\_\_.



**3** Leo wants to listen to \_\_\_\_\_ in the holidays.



**6** Lord Polidoor was a \_\_\_\_\_. He lived in the \_\_\_\_\_.

Name: \_\_\_\_\_ Class: \_\_\_\_\_

Look at the pictures, find mistakes and write.



1

Avril doesn't want to play \_\_\_\_\_ in the holidays. She wants to \_\_\_\_\_.



3

The \_\_\_\_\_ doesn't point to the door. The \_\_\_\_\_ points to the door.



2

The man doesn't want to build a \_\_\_\_\_. He wants to build a \_\_\_\_\_.



4

Jenny doesn't want to open a \_\_\_\_\_. She wants to open a \_\_\_\_\_.

Name: \_\_\_\_\_ Class: \_\_\_\_\_


Cross out two extra letters and write.



cuompasse



puocsh



swaored



iaslamnd



majgiciean




mneist



staerps



suorprisesed



taowher



teleiscopee

## Before you read

Write *summer holidays* on the board and ask the children to suggest things they like to do in the summer holidays and write them on the board. Invite the class to guess how you spend the summer holidays, giving them clues or miming to help them guess. Tell the class that the story is about three children and an adventure they have on their summer holidays.

## While you read

Pause as you read and speculate. For example, pause at page 17. Draw the children's attention to the question: *How can they escape?* and ask the class to suggest ways the children might escape from the tower. Accept all their answers and then see if anyone was right by reading the next part of the story.

## After you read

Check the children's comprehension by eliciting the names of the three children: *Star*, *Leo* and *Avril*. Then ask the children to remember the presents the people on the island give each child and how they use them: They give Star a sword which shines brightly and blinds the businessman and his friends. They give Leo a compass which points to the blue symbol in the tower. They give Avril a book which shows that the blue symbol means that they have to push the magic door.

## Using the worksheets

### Worksheet 1

---

#### Read and complete the sentences.

Write the first sentence on the board: *Star looks through a telescope and sees the \_\_\_\_\_.* Read it with the children and elicit the missing word from them (island). Tell the children to complete the other sentences. If this is challenging for them, guide them by writing the initial letter of each word on the board: 1 = i; 2 = b; 3 = m; 4 = b; 5 = c, P; 6 = m, c.

### Worksheet 2

---

#### Look at the pictures, find mistakes and write.

Tell the children to look at the first picture and ask them to tell you how it is different from the story (Avril doesn't want to play football, she wants to paint). Elicit the two words needed to complete the sentences. Then tell the children to look at the other pictures, find a mistake and finish the sentences below them.

### Worksheet 3

---

#### Cross out two extra letters and write.

Ask the children to look at the first picture and elicit the word (compass). Then write **c u o m p a s s e** on the board and explain that there are two extra letters. Invite a volunteer to the front to cross out the extra letters. Ask the children to cross out the extra letters in the other words and then write the correct form on the line.

## Extension

---

Play *Family Trees*. Remind the children of the Polidoor family tree and ask them to make a family tree with their brothers, sisters, parents and grandparents.

Summer holidays. Ask the children to write a brief description of how they spend their summer holidays and draw a picture.

## Answers

### Worksheet 1

---

Read and complete the sentences.

- 1 island
- 2 book
- 3 music
- 4 beach
- 5 café, Polidoor
- 6 magician, castle

### Worksheet 2

---

Look at the pictures, find mistakes and write.

- 1 football, paint
- 2 shopping centre, hotel
- 3 sword, compass
- 4 gallery, museum

### Worksheet 3

---

Cross out two extra letters and write.

- 1 compass
- 2 sword
- 3 mist
- 4 tower
- 5 push
- 6 island
- 7 steps
- 8 telescope
- 9 magician
- 10 surprised