




# Draw, trace, and color.



After students draw themselves, write each student's name on the name tag. Then, students trace over the name with crayons. Finally, students color the objects in the frame.





**Look, circle, and color.**


Students name the objects at the top of the page. Then, they look for the objects in the picture. Finally, students circle and color in the objects.





**Draw, trace, and color.**

Students say their age. Next, they draw the corresponding number of candles on the cake. Write each student's age on the line. Finally, students trace over the number.



I'm \_\_\_\_\_ years old.



## Look and color.

Students find the objects and color them in. Then, students describe how they use each object.

