



Look and circle.


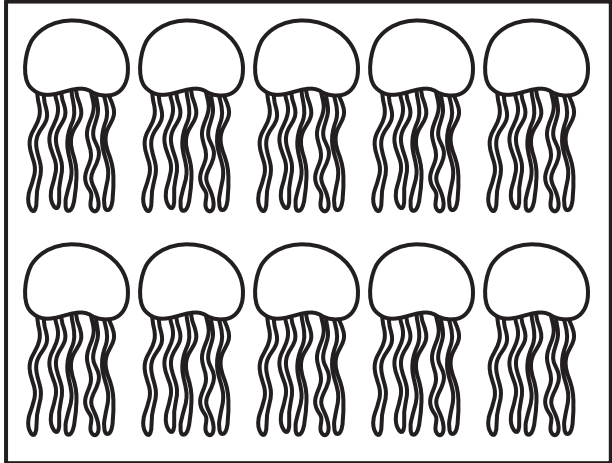
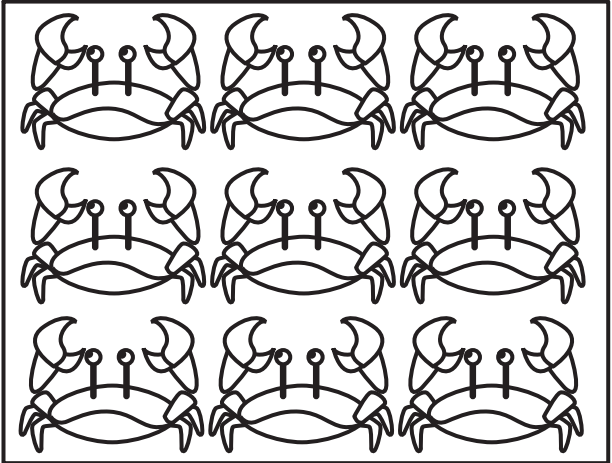



Students look for and circle the differences in the picture on the right. Then, students describe both pictures.





Count, match, and color.

Students identify the animals. Then, they count the animals and draw a line between sets with the same number of animals. Finally, students color in the pictures.






Trace, match, and color.

Students identify the animals and the actions. Then, they trace over the words and draw a line from each word to the animal performing the action.



eating



climbing



running



sleeping



Color and paint.

Students color in the stripes and spots on the animals with crayons. Then, they paint over the bodies with watercolors so the stripes and spots show through.

