









Scope & sequence

Welcome unit Welcome to Students for PEACE!

p. 6

- Reviewing vocabulary related to transport.
- Exploring the values of the Olympic Movement.
- Discussing how sport can change people's lives.

	  Spark & Building blocks	  Explore & Sync	  Toolbox & Studio	 Peace talk
1 Relationships p. 10	<ul style="list-style-type: none"> • Discussing different levels of friendship. • Thinking about how to respect others. • Talking about what makes a healthy relationship. 	<ul style="list-style-type: none"> • Reading and understanding a text about how to build good relationships with your neighbours, a cartoon about friendship, and an article on some of the best songs about friendship. • Listening to a song about friendship. 	<ul style="list-style-type: none"> • Modal verbs: <i>may</i> and <i>might</i>. • Discussing the stories behind situations in pictures. • Creating a guide on how to be a good friend or writing an article called "The best songs about friendship". 	<ul style="list-style-type: none"> • Exploring and writing thank-you notes.
2 Problem solving p. 22	<ul style="list-style-type: none"> • Working on different forms of problem-solving. • Learning about talented people and their attitudes that change the world. 	<ul style="list-style-type: none"> • Discussing traditional and multiple intelligences theories. • Identifying your abilities and strengths. • Listening to a teacher's challenge and students' reaction to it. 	<ul style="list-style-type: none"> • Word order: adjectives. • Reading, understanding, and rewriting <i>The cleverest son</i>. 	<ul style="list-style-type: none"> • Playing an online game on the "Free rice" website. • Setting up an action plan to solve a problem in your neighbourhood.
3 Media p. 34	<ul style="list-style-type: none"> • Identifying the role of media in our daily lives. • Discussing how we relate to media content. • Reading dialogues on media preference and use. 	<ul style="list-style-type: none"> • Reading and talking about changes in the availability of information. • Analysing a graph. • Discussing Australian teenagers' use of mobile devices. • Listening to a podcast. 	<ul style="list-style-type: none"> • Present perfect: affirmative, negative, and interrogative forms. • Present perfect: <i>for</i> and <i>since</i>. • Publishing a graph with the results of a survey about media use or content production. 	<ul style="list-style-type: none"> • Discussing how to use media in a positive way. • Creating a poster for a campaign against trolling.
4 Free time p. 46	<ul style="list-style-type: none"> • Defining free time. • Talking about how to organize and enjoy your free time. • Using time expressions. 	<ul style="list-style-type: none"> • Reading and discussing how teenagers spend their free time. • Helping others as a way of using time more effectively. • Talking about leisure/ social activities, work, volunteering, home chores, hobbies, and pastimes. 	<ul style="list-style-type: none"> • Present perfect: <i>just</i>, <i>already</i>, and <i>yet</i>. • Writing an article about classmates' spare time or creating a poem about free time. 	<ul style="list-style-type: none"> • Thinking about and discussing your "jar of life".

	  Spark & Building blocks	  Explore & Sync	  Toolbox & Studio	 Peace talk
5 Literature p. 58	<ul style="list-style-type: none"> • Discussing the importance of literature in our lives. • Literary genres. • Talking about reasons for reading the work of others. 	<ul style="list-style-type: none"> • Discussing the impact of the printing press in our lives and the different ways we write nowadays. • Reading a mobile phone novel. • Listening to a young writer. 	<ul style="list-style-type: none"> • Present perfect vs. Past simple. • Writing a chapter of a mobile phone novel or creating a 50-word story. 	<ul style="list-style-type: none"> • Creating a patchwork story quilt about students' experiences.
6 Visual arts p. 70	<ul style="list-style-type: none"> • Discussing the role of art in society. • Understanding a girl's relationship with art. • Talking about our feelings towards art. 	<ul style="list-style-type: none"> • Reading extracts from art reviews about Vik Muniz. • Discussing artistic recreations. • Using materials to create an art assemblage. • Listening to an audio guide about a painting. 	<ul style="list-style-type: none"> • Question tags. • Reading and creating a dialogue based on a painting. • Making an audio guide or creating a tutorial for an assemblage. 	<ul style="list-style-type: none"> • Discussing ways of making art more visible in your community.
7 Life plan p. 82	<ul style="list-style-type: none"> • Exploring the importance of planning to achieve your goals. • Talking about future expectations. 	<ul style="list-style-type: none"> • Setting a goal for the future and planning how to achieve it. • Thinking about how to be successful in the future. • Listening to a boy's message to his future self. 	<ul style="list-style-type: none"> • Future: <i>going to</i> and <i>will</i>. • Understanding a teenager's life plan. • Recording a message to your future self or making a life plan. 	<ul style="list-style-type: none"> • Discussing ways of turning dreams into goals. • Presenting your dreams and life plan to your classmates.
8 Change p. 94	<ul style="list-style-type: none"> • Discussing change: how to prepare for it and what to expect. • Talking about the changes people experience in life. • Personal stories about life-changing moments. 	<ul style="list-style-type: none"> • Using media to fight for social change. • Analysing and listening to the song "Revolution", by The Beatles. • Listening to people talking about a film. • Showing certainty and uncertainty about the future. 	<ul style="list-style-type: none"> • Connectors: <i>and</i>, <i>so</i>, <i>whether</i>, and <i>although</i>. • Understanding a text about a younger sister's importance in her older brother's life. • Producing a written or photo essay about change. 	<ul style="list-style-type: none"> • Writing a message about the importance of change in our lives.