

Topic 1

Who am I?

1 Which words describe you? Point.



boy



girl



student



teacher



adult



child



Chinese



six years old

2 Make a name tag.

HELLO
my name is

Boris.

✦ Use your name tag to introduce yourself.



Language

Vocabulary

Personal Information
Numbers 1–30
Alphabet
Countries and Nationalities

Grammar

The Verb *Be*: Talking about
Yourself and Others
Subject Pronouns and Possessive
Adjectives



Skills

Reading

Describing Characters
Using Pictures

Listening

Listening to
Introductions
Listening for the
Main Idea

Speaking

Introducing Yourself
Introducing Other
People

Writing

Using Capital Letters

Project

Poster:

Who am I?



Vocabulary

1 Watch the video. What are their names? ▶



✦ Watch again. Look, read and match.



Nouns

boy
child
family
girl
name
student

Adjectives

friendly
smart
strong
tall

the Captain

Max

Maddie

2 Which sentences describe you? Mark (✓ or X).

- | | | | |
|------------------|--------------------------|-----------------------|--------------------------|
| 1 I'm a student. | <input type="checkbox"/> | 6 I'm friendly. | <input type="checkbox"/> |
| 2 I'm a teacher. | <input type="checkbox"/> | 7 I'm smart. | <input type="checkbox"/> |
| 3 I'm a boy. | <input type="checkbox"/> | 8 I'm an adult. | <input type="checkbox"/> |
| 4 I'm a girl. | <input type="checkbox"/> | 9 I'm strong. | <input type="checkbox"/> |
| 5 I'm tall. | <input type="checkbox"/> | 10 I'm from New York. | <input type="checkbox"/> |


✦ Stand up and tell the class one thing about yourself.

1 Listen and follow. 2



✦ Read the comic. Circle *am*, *is* and *are*.

2 Look and label the pictures with *I*, *you* or *we*.



3 Write about you and a partner.

1 I'm I'm not

2 We're We're not

✦ Tell the class about you and your partner.


Talking about You and Me: the Verb *Be*

There are three forms of the verb *be*: *am*, *is* and *are*.

I *am* (I'm) / I'm *not*
 you *are* (you're) / you're *not*
 we *are* (we're) / we're *not*

Subject Pronouns and Possessive Adjectives

I → my
 you → your
 we → our

1 Listen and follow. 

It's my first day of school! But I'm nervous. I'm new. The classroom is big, and I'm very small!

I walk into the classroom. A very big student almost steps on me! "Be careful!" I say. "Don't step on me!"

"I'm sorry," says the student. He smiles. He's friendly!

"My name's Giraffe. What's your name?"

I say, "My name's Mouse. It's nice to meet you, Giraffe. You're very tall!"

"And you're very small," he says. "Sit here." I sit on Giraffe's back.

"Now you're tall, too!" he says.

We laugh. We're new friends!

We meet our classmates. They're friendly, too. I'm not nervous anymore.

✦ Read the story. Who are the characters?

2 Write the characters' names.



- 1 tall
- 2 small
- 3 big
- 4 friendly
- 5 nervous



✦ Read again. Match the characters with the adjectives.

3 Are you similar to Giraffe or Mouse? Why?

I'm similar to Mouse. I'm small.



Describing Characters in a Story

Characters are the people or animals in a story. Look for pictures of them. Look for their names. Look for words that describe them.

Adjectives

big
nervous
small

1 What does this girl talk about in her introduction?
Guess and circle.

Listening to Introductions

In an introduction, a person shares personal information. Listen carefully for the person's name and other information.



✦ Listen and check. 4

2 Listen again. What does Jacqueline say? Mark (✓ or X).



HELLO
my name is
Jacqueline

1 My name's Jacqueline.



2 I'm new in school.



3 I'm from Mexico City.



4 I'm seven.



5 I'm a girl.



6 I'm tall.

Adjectives

funny
loud
quiet

Numbers

- 1 one
- 2 two
- 3 three
- 4 four
- 5 five
- 6 six
- 7 seven
- 8 eight
- 9 nine
- 10 ten
- 11 eleven
- 12 twelve
- 13 thirteen
- 14 fourteen
- 15 fifteen
- 16 sixteen
- 17 seventeen
- 18 eighteen
- 19 nineteen
- 20 twenty
- 21 twenty-one
- ...
- 30 thirty

Introducing Yourself

Hi!	I'm a boy.
Hello!	I'm six years old.
My name's Armando.	I'm friendly!

1 Listen and write. 5



1 My name's Emily.	2 My name's	3 My name's
I'm five.	I'm	I'm
I'm a girl.	I'm a	I'm a
I'm funny.	I'm	I'm

2 Talk about yourself.

My name's... I'm... years old. I'm a... I'm...

✦ Chant with your classmates.

1 Listen and follow.

My name's Cindy. I'm from the
United Kingdom.
Here's a poem about me!



Creative
qu**i**et
seve**n** years old
different
your new friend

Using Capital Letters

Use capital letters to begin...

- the name of a person: **R**obert
- the name of a city, state or country: **N**ew **Y**ork, **F**rance
- the first word in a sentence: **M**y name's Ava.

Always use a capital letter for the pronoun "I": **I**'m a girl.

Adjectives

creative
different

Alphabet

Aa, Bb, Cc, Dd, Ee, Ff,
Gg, Hh, Ii, Jj, Kk, Ll,
Mm, Nn, Oo, Pp, Qq,
Rr, Ss, Tt, Uu, Vv, Ww,
Xx, Yy, Zz

✦ Read and circle the capital letters.

2 Write a poem about you.

3 Check your work.

- 1 Are the capital letters correct?
- 2 Are the words in the poem lined up?

4 Write a final version. Draw a picture of yourself.

Topic 1

Who am I?

1 Use your poem to introduce yourself.

2 Compare with your classmates. Are you similar?

We're smart!

Countries and Nationalities

China/Chinese
 India/Indian
 Japan/Japanese
 Russia/Russian
 South Africa/
 South African
 Spain/Spanish
 United Kingdom/
 British
 United States of
 America (USA)/
 American

1 Listen and complete the song. 

Names and Places

Henry and Alice are

Ana Maria's from Spain.

Anton and Liza are

Tom's from the United States.

It's nice to meet you.

We're from different countries with different names.

But we can be friends.

In some ways we're all the same.

Seema and Dev are from

Meilin and Wei are Chinese.

Kungawo is from

Yukiko is Japanese.

✦ Listen again and sing along.

2 Read and match.

1 Henry and Alice are from

2 Anton and Liza are from

3 Tom's

4 Yukiko is from

 Japan.

 Russia.

 American.

 the United Kingdom.

✦ Talk about people that you know.

Ms. Green is from the USA.

1 Listen and follow.

- I have two best friends. Their names
- are Padma and Jorge. They're both at
- my school in Spain, but they're not
- similar. They're very different!
- Padma's short and friendly. She's
- Indian. Her family's from New Delhi,
- India. Jorge's tall and quiet. He's
- Spanish. His family's from Madrid, Spain.
- Padma's good at gymnastics. Jorge's
- not good at sports, but he's very good
- at video games. He's always the winner!



★ Read the text. Circle the subject pronouns.

2 Look and label the pictures with *he*, *she* or *they*.



3 Write about two friends: one girl and one boy.

- 1 Their names are
- 2 She's
- 3 He's
- 4 They're

★ Tell the class about your friends.

Talking about Others: the Verb *Be*

Remember, there are three forms of the verb **be**: **am**, **is** and **are**.

he **is** (he's) / he's **not**

she **is** (she's) / she's **not**

it **is** (it's) / it's **not**

they **are** (they're) / they're **not**

Subject Pronouns and Possessive Adjectives

he → his

she → her

it → its

they → their

Free-Time Activities around the World

1 Look and guess. Where are the children from?



Matt and his friends are good at baseball. They always play together. All the children on the team are happy and friendly.



Cricket is a very popular sport here. It's exciting, and dangerous, too! Naveen and his friends are playing a game in these photos.



This is a picture of Irina and Maxim. They're both good at chess, but Maxim is usually the winner. Chess is a difficult game.



Celeste is creative, so she's good at art. Look at her painting! It's beautiful! Many famous artists are from her country: Monet, Renoir, Cezanne...

Using Pictures

Pictures can help you understand a text. Look at the places. Look at the people and what they are doing.

Countries and Nationalities

France/French
Mexico/Mexican

2 Read and circle.

1 Matt is from the **United States** / **United Kingdom**.

He's **American** / **British**.

2 Naveen and his friends are from **Japan** / **India**.

They're **Japanese** / **Indian**.

3 Irina and Maxim are from **Russia** / **China**.


They're **Russian** / **Chinese**.

4 Celeste is from **Mexico** / **France**.

She's **Mexican** / **French**.

3 What are you good at? Tell a partner.

I'm good at gymnastics!

1 Listen and circle. What is the boy talking about? 

a family

a soccer team

students in a school

2 Listen again. Write the names on the first lines.

Abby Colin Temba Keiko Sergio

Listening for the Main Idea

It's not always necessary to understand every word. Listen for the main ideas: Who is talking? What is he or she talking about?



.....

.....



.....

.....

.....

.....



.....

.....

✦ Listen again. Write the adjectives on the second lines.

friendly loud new popular smart

Speaking

1 Listen and write.  10



My name's Diana.
I'm a
I'm from

Her name's Diana.
She's a
She's from

His name's Pierre.
He's a
He's from

Introducing Other People

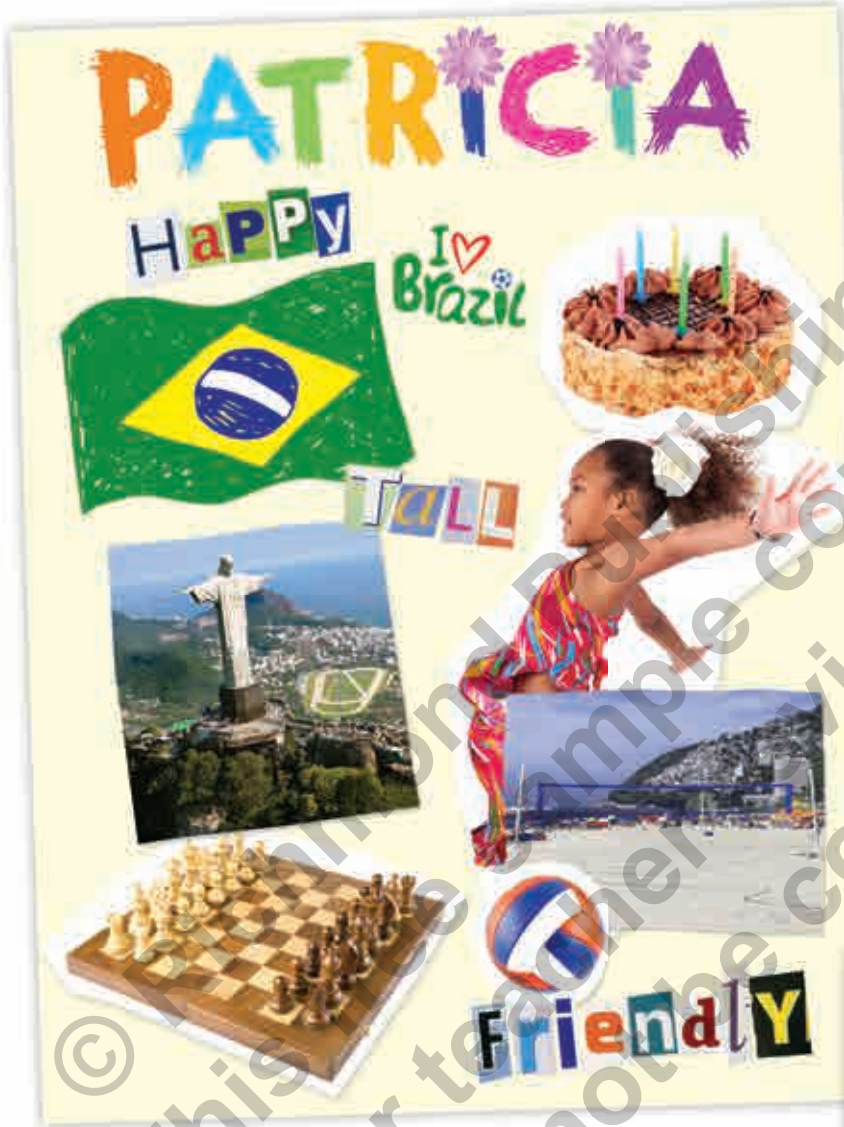
His name's Pierre. He's from France.
He's strong.

Her name's Galina. She's from
Russia. She's happy.

They're students. They're smart.

- ✦ Play the game with your classmates.
- 2 Play again with new information about yourself.
I'm ... years old. I'm very... I'm good at...
- 3 Talk about your classmates. Are they similar?
They're students. They're friendly!

1 Look and write.



Poster: Who am I?

Make a poster. Use pictures and words to show who you are.



My name's

I'm from

I'm years old.

2 Make your own poster.

1 Collect or draw pictures of yourself.

2 Stick the pictures on the poster.

3 Share your poster with the class.

3 Write your name at the top.

4 Decorate the poster.

Topic 1

Who am I?

✦ Look at other posters and answer.

1 How are you similar?

I am six, and Joni is six.

2 How are you different?

I am quiet, but Leonard is loud.